

*Escalade Premium Fifth Wheels*





LIVING ROOM | 37RE

37RE shown with optional credenza, wine chiller and infinity light. Cabernet décor with solid glazed maple.



KITCHEN & DINING | 37RE

37RE kitchen and dining area shown with optional water dispenser.

# ESCALADE

The choice is yours...



Optional Americano Full Body Paint

Optional Crème Brûlée Full Body Paint

Standard Partial Paint



◀ 32IK kitchen and dining area shown in solid glazed cherry with Naples décor. Optional water dispenser shown.

The Escalade 32IK features convenient storage at the hutch area. ▶



LIVING ROOM 37RE

▲ The 37RE living area, shown in solid cherry with Naples décor. Optional fireplace shown.

The 32IK and 37RE sofas feature a built in foot rest. 37RE shown in solid glazed maple and Cabernet décor. ▶

*Full time friendly*





*Décor Packages*

CABERNET



NAPLES



SABLE



32IK bedroom shown in solid glazed cherry with Naples décor. It features a standard 19" LCD TV, built in hamper and plenty of storage.

*Sweet dreams in your personal get away.*



## Cut-A-Way Highlight Features

- |  |   |
|--|---|
| 1. 15K Low Profile A/C   | 21. Rack and Pinion Electric Slide with Manual Override and 3" x 3" Box Tube Slide-Out Ram                                      |
| 2. One Piece Seamless Royal Tuff-Ply Roof  | 22. 30" Entry Door  |
| 3. 1/2" Plywood Roof Decking   | 23. Large Capacity Pass-Through Storage with EZ Access Door   |
| 4. R-7 Flex Foil Insulation  | 24. High Grade Residential Carpet   |
| 5. R-14 Fiberglass Batten Insulation (Roof Total R-21)                             | 25. Residential Style Carpet Pad  |
| 6. 5-3/4" Aluminum Truss Rafters - 16" O.C.  | 26. Armstrong® Linoleum   |
| 7. Soft Touch Vinyl Ceiling with Luan Backing                                      | 27. 5/8" Tongue and Groove Plywood Floor Decking  |
| 8. Insulated Ductwork  | 28. 2" x 3" Aluminum Double Welded Floor Joists - 16" O.C.  |
| 9. One Piece Gel Coat Fiberglass Cap Front and Rear; One Piece Fiberglass Undercap | 29. R-14 Fiberglass Batten Insulation R-7 Fiberglass Batten Insulation in Sub-Floor R-7 Flex Foil Insulation (Total Floor R-28) |
| 10. Exterior Security Lights   | 30. Darco Moisture Barrier  |
| 11. Eclipse Electric Awning  | 31. Strong Welded Frame Structure. 18" Total Height (10" "I" beam and 8" "box" beam)  |
| 12. Deep Tinted Safety Glass Windows   | 32. Easy Access Exterior Battery Compartment  |
| 13. Gel Coat Fiberglass Exterior with Integrated Luan Backing                      | 33. Fully Enclosed Underside  |
| 14. Premium Exterior Partial Paint Package with Raised Escalade Logo               | 34. Heavy-Duty 16" 8 Lug Wheels, 7,500# Axles with Nev-R-Lube™ Hubs   |
| 15. Heavy-Duty Aluminum Headers  | 35. Easy Access to the Furnace, Converter, Water Pump and other Mechanical Items  |
| 16. 2" x 2" Aluminum Double Welded Wall Studs - 16" O.C.                           | 36. MOR/Ryde® Suspension  |
| 17. R-7 Fiberglass Batten Wall Insulation  |   |
| 18. R-7 Flex Foil (Walls Total R-14)   |   |
| 19. Decorative Luan Interior Wall Board  |   |
| 20. Triple Seal Flush Mount Slide-Out  |   |

## Exterior Features



Large exterior storage compartment includes handy access door to the furnace and vacuum system. Shown with optional roll-out tray.



Easy to fill propane bottles on our custom swivel-out tray.



Paint match slide-outs included with available full body paint package.



Heavy-duty 7,500# axles include MOR/Ryde suspension and G-rated tires.



The exterior water hook-up center includes an outside shower for convenience.

## Construction Features



Sturdy 18" powder coated steel frame



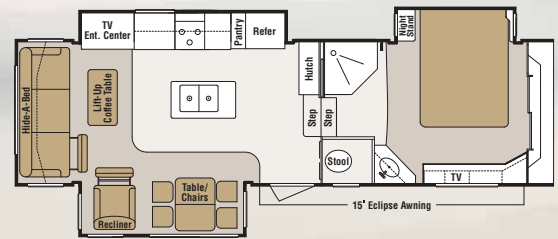
3" slide rams with electric motor



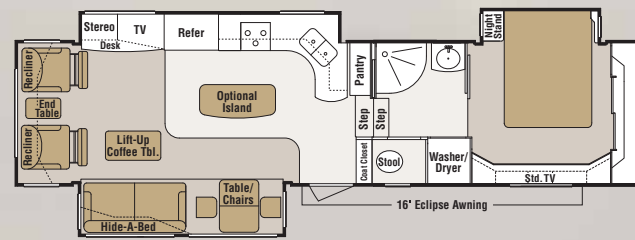
5/8" plywood floor decking

# Floor Plans

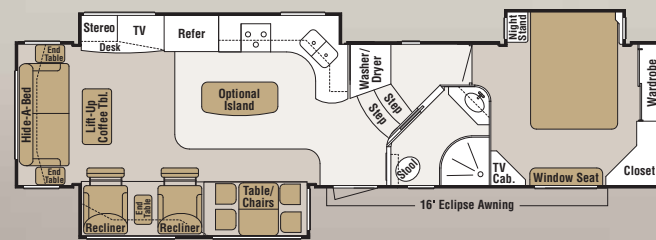
□ Livable □ Carpet ■ Furniture



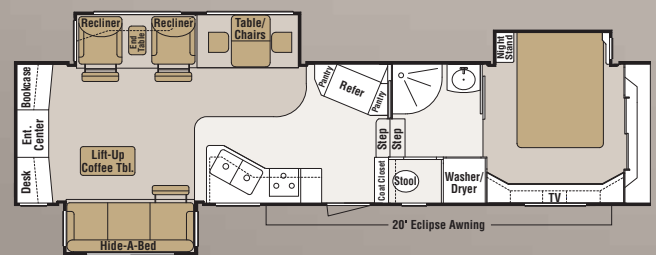
32IK



36KS



37KE



37RE

## STANDARD EQUIPMENT

### Body and Frame Construction

- All Aluminum Double Welded Cage Frame
- Gel Coat High Gloss Fiberglass Sidewalls
- Premium Quality Painted Exterior Graphics
- 8 Lug HD Aluminum Wheels
- Roof Ladder
- Two 40lb. LP Bottles
- Tinted Skylight at Shower Area
- 18" "Box" Beam/"I" Beam Stack Chassis
- 16" "G" Rated Tires
- "G" Rated Spare Tire with Hoist
- Independent Power Front Jacks with Snap Pins
- Power Rear Stabilizer System
- 7,500 lb. Axles with Nev-R-Lube™ Hubs
- Self Adjusting Brakes
- Fold Out Entry Grab Handle
- 30" Entry Door
- 5/8" Tongue and Groove Plywood Floor Decking
- Extended Pin Box
- Fully Enclosed Underbelly
- Tinted Windows with Safety Glass
- 1/2" Plywood Roof Decking
- Fiberglass Front Cap, Front Under Cap and Rear Cap
- Pass Through "Basement" Storage
- MOR/Ryde® Suspension System

### Appliances and Electronics

- 12 Cu. Ft. Side x Side Refrigerator with Wood Insert Front
- 30" Residential Stainless High Line Over the Range Microwave
- Pre-Wired for Satellite System
- 32" Sony® LCD HDTV in Living Area
- Sony® Dream System Stereo with Surround Sound System
- 22" Broiler Oven with Stainless Steel Front and Three Burner Cook Top
- 19" LCD TV in Bedroom
- Dirt Devil® Central Vacuum with Built in Dust Pan

### Interior Features

- Solid Glazed Cherry or Glazed Maple Wood Choices
- All Cabinets Pre-Drilled and Screwed with Hidden European Style Hinges
- High Gloss Dupont™ Corian® Countertops/ Kitchen and Lavatory
- Stainless Steel Recessed Sink with Covers at Kitchen
- "One Touch" Night Shades
- Soft Touch Padded Ceiling
- Mirrored Entry Closet with Grandfather Clock
- Upgraded Window Treatments with Fabric and Wood Features
- Solid Wood Interior Assist Handle
- Waste Basket Accommodations in all Kitchens
- Designer Inspired Bedding with Deluxe Bedspread and Pillow Shams
- Brushed Nickel Cabinet Hardware
- Ball Bearing Full Extension Drawer Glides
- Solid Wood Six Panel Commode Room and Living Area Door
- Corian® Bifold Range Cover/Flush Mounted
- Solid Wood Crown Molding
- Solid Wood Vanity and Medicine Cabinet in Bath Area

### Plumbing System

- Cold Water Filter at Kitchen Sink
- Large Fiberglass One Piece Corner Shower with Self Storing Shower Door
- Washer Dryer Preparation with Two 20 Amp Circuits (N/A 32IK)
- Porcelain Toilet with Sprayer
- 16 Gallon Gas/ Electric Water Heater
- Black Tank Flush System
- Heated Grey, Black and Freshwater Tanks
- Exterior "Hook Up" Center with Cable, Water and Phone Connections Along with an Exterior Shower
- Winterization Package
- One Piece Residential Gel Cote Fiberglass Shower



For your safety and satisfaction, 2009 Escalade fifth wheels are weighed during our final inspection process. Beginning with run number 245-6, each coach will have federally mandated NCC (net carrying capacity) placard placed in the coach. The chart right reflects coaches as typically equipped. The options you select will affect the weight of the coach and your carrying capacity.

Model Names	32IK	36KS*	37KE*	37RE	37KE
GVWR	17,500	18,250	18,250	17,500	17,500
Dry Hitch Weight	2,767	2,731	2,863	2,952	2,837
Dry Axle Weight	10,279	11,646	11,871	11,959	11,903
NCC (Net Carrying Capacity)	4,454	3,873	3,516	2,589	2,760
Interior Height LR/BR	93"/ 75"	93"/ 75"	93"/ 75"	93"/ 75"	93"/ 75"
Exterior Width	102"	102"	102"	102"	102"
Exterior Length	33'4"	38'3"	39'8"	39'7"	39'8"
Exterior Height with A/C	151"	151"	151"	151"	151"
Fresh Water Capacity (gal.)	55	55	55	55	55
Waste Water Capacity (gal.)	50	50	50	50	50
Grey Water Capacity (gal.)	88	50	88	88	88
Water Heater Capacity (gal.)	16	16	16	16	16
LP Gas Capacity (lbs.)	80	80	80	80	80
Furnace BTU's	42	42	42	42	42
Tire Size ("G" Rated)	LT235-85R16	215-75R17.5	215-75R17.5	LT235-85R16	LT235-85R16
Axle Rating	(2) 7,500	(2) 8,000	(2) 8,000	(2) 7,500	(2) 7,500

\* Denotes coach equipped with optional disc brake package which includes 8,000# axles and 215-75R17.5 tires

### Furniture

- Residential Style Hide-A-Bed Sofa by Williamsburg with "Air System" Mattress
- Williamsburg Leather Recliners
- Solid Wood High/Lo Coffee Table
- "Flex Comfort" Bed Spring
- 80" Pillow Top Mattress
- Freestanding Dining Room Table with Fold Up Leaf, Tilt Up Storage and Silverware Drawer
- Two High Back Solid Wood Dining Chairs and Two Folding Solid Wood Dining Chairs
- Residential Style Headboard

### Electrical

- Back-Lit Switches at Entry Door
- Convenient Electric Command Center
- Fluorescent Lighting in Select Areas
- Halogen Accent Lighting with Dimmer
- Power Eclipse Awning
- Deluxe Accent Light Package
- 50 Amp Power Service with Detachable Cord
- 65 Amp Power Converter
- Recessed Entry Step Light

- Porch Light
- Telephone Jack at Recliners and Entertainment Area
- Designer Accent Light Package
- LED Running / Brake / Turn Signals
- High Output Back Up Lights
- Four Exterior Security Lights
- 12 Volt Deep Cycle Battery
- 120 Volt Exterior Outlet
- Hitch Light
- 12 Volt Battery Disconnect

### Heat / Ventilation / Air Conditioning

- 15,000 BTU Low Profile Air Conditioner
- 42,000 BTU Furnace
- Preparation for Second Air Conditioner in Bedroom
- Two Shurflo Thermostat Controlled Ventilation Fans with Rain Sensor
- In Floor Ducted Heat System
- Ducted Supply and Return for A/C
- Residential Style Commode Room Exhaust Fan

### OPTIONS

- Island Kitchen (37KE & 37KS Only)
- Fireplace
- 2nd 13.5 A/C in Bedroom
- Heat Pump Upgrade (Per Each Unit)
- Icemaker with Water Dispenser (Select Floor Plans)
- King Size Bed
- Convection Microwave
- Canadian Standards (Canadian Dealers Only)
- Disc Brake Package - Consists of 8K Axles, Dexter Disc Brakes, Never Lube Axles, 17.5" Aluminum Wheels and 17.5" Tires
- Kitchen Aid® Dishwasher (Drawer Style with Wood Front)
- 40" Sony® LCD TV Upgrade (N/A 32IK)
- Door Bell
- Credenza with 40" Sony® LCD TV (37RE Only)
- Wine Chiller (37RE with Credenza Only)
- Infinity Ceiling Light
- Precision Temperature Hot Water Heating System
- Slide Out Room Patio Awning
- Basement Exterior Entertainment System - Consists of 19" LCD TV on an Adjustable Bracket and a Jensen® Sound System with DVD Player
- Wind Sensor for Awning
- Power Cord Reel
- Voyager® Back Up Camera
- Atwood® Leveling System
- Onan® 5.5 Generator (Includes Preparation)
- Generator Preparation (Now Includes Whole Coach Surge Protection)
- Dual Pane Windows
- Winegard Satellite - Automatic
- Rear Accessory Receiver (Includes Bike Rack)
- Trail Air Hitch
- Slide Out Covers
- Roll Out Tray
- 2nd Battery
- Stackable or Combo Washer Dryer (N/A 32IK)
- Full Body Paint Package in Americano or Crème Brûlée



# One **less** thing to **worry** about.

Worry-free protection against unexpected repairs for new or pre-owned travel trailers, fifth wheels and toy haulers

Comprehensive coverage

Professional claims administration with over 25 years of experience

Protection throughout the United States and Canada

Special coverages

24-hour roadside assistance benefits

Trip interruption benefits

Service call benefits

Administered by:

United Service Protection Corp. • **United Service Protection Inc. (in FL only)**  
P.O. Box 20899, St. Petersburg, FL 33742-0899 • Toll-Free: 1-800-685-3034  
Florida License #60016000 • © Assurant, Inc. 2008

## ESCALADE



0985 N 900 W • Shipshewana, IN 46565

E-Mail [kz@kz-rv.com](mailto:kz@kz-rv.com)

[www.kz-rv.com](http://www.kz-rv.com)

Due to continual research and advances, manufacturer reserves the right to change specifications, design, price and equipment without notice, and assumes no responsibility for any error in this literature. Some items shown are not included as standard or optional equipment. ©2009KZ

1/1/09 10M



Dealer:

Ask about our  
2/5 Warranty

