



INFERNO

TRAVEL TRAILER & FIFTH WHEEL TOY HAULERS



For more product details and in-depth information, visit us on the web at www.kz-rv.com



Inferno 4012

The abundant lounge seating contains plenty of extra storage beneath while it surrounds you with a great view... the night shades come standard. The slide-out's standard features include an elegant headboard, matching bedspread and pillow shams. Corian countertops and fold-up counter extension are both very popular kitchen options.





The stairway to the sleeping loft is safer and more convenient than climbing a steep ladder. The optional power bed expands sleeping capacity and stows up and out of your way. The lower bunk doubles as a convertible sofa. Several popular options include a double sided, "Inferno" themed table and four bar stools, a beverage dispenser and a TV.





Inferno SST 4005T

Storage and workspace define this spacious kitchen and the standard pull-out faucet adds to the convenience. Model 4005T features an easy access stairway to the loft instead of climbing a ladder, and the railing is standard.





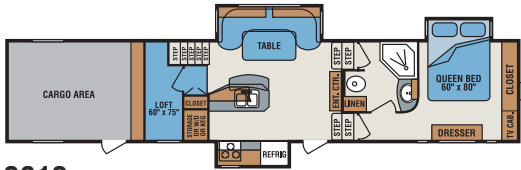
The beautiful décor showcases the comfort of a sofa lounge featuring movable arm rests and dual pull-out footrests with concealed storage. Add one or two of the dinette tables at meal time, and at bedtime, expand sleep space with the inflatable air mattress.



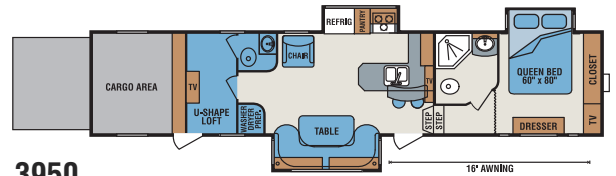
There's room for your toys and more in this 12' cargo bay featuring overhead storage with retaining cargo netting and half-bath mudroom. Garage sports a tough, easy to clean textured floor with standard D-rings. Optional cargo bay carpet lays neatly in place and is easily removed.



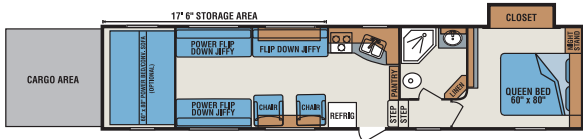
floorplans



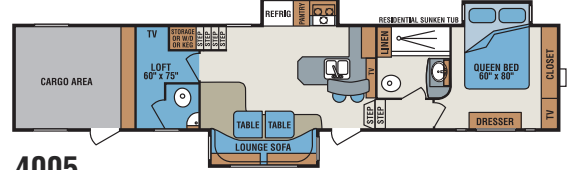
3812



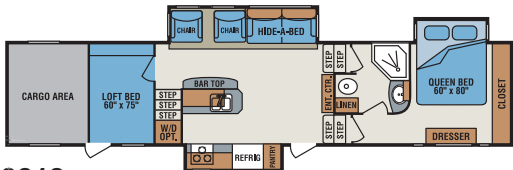
3950



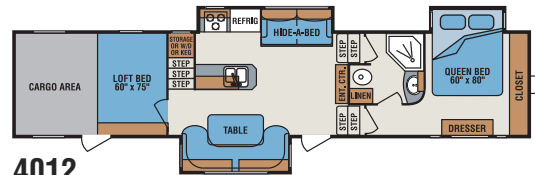
3905



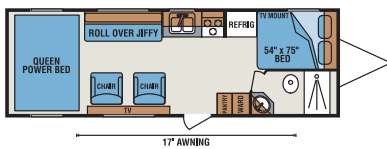
4005



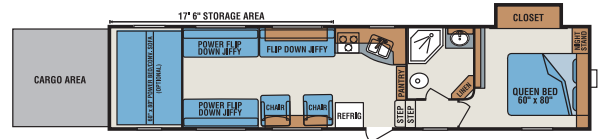
3912



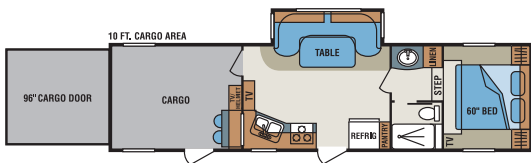
4012



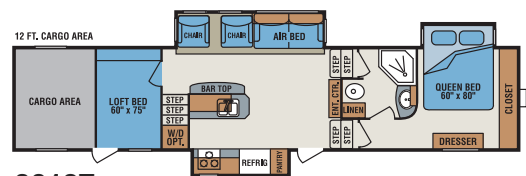
2700T (Travel Trailer)



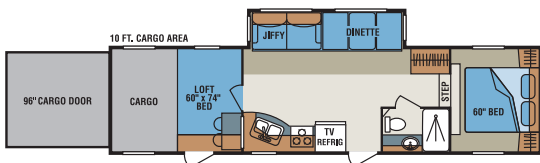
3905T



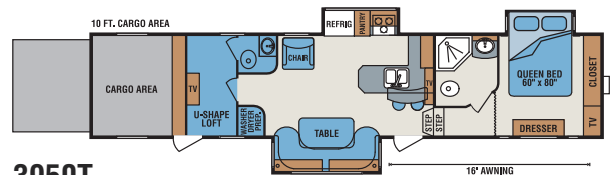
2910T



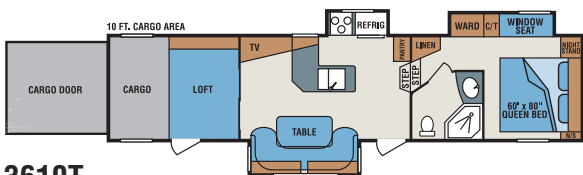
3912T



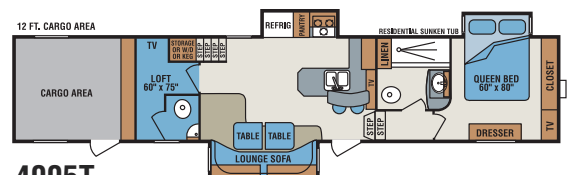
3310T



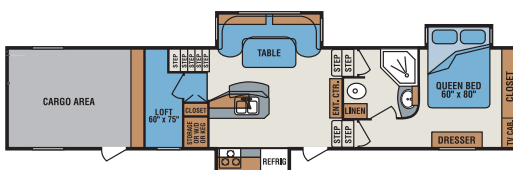
3950T



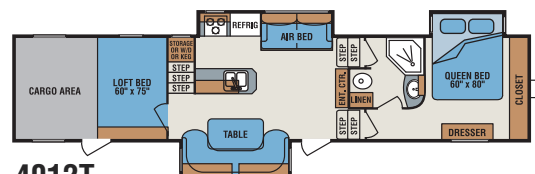
3610T



4005T



3812T



4012T

Color Key:

- Cabinets ■
- Comfort Areas ■
- Countertops ■
- Linoleum ■
- Tuff Ply™ Flooring ■

specifications & options

Inferno

Inferno SST


	3812	3905	3912	3950	4005	4012	2700T	2910T	3310T	3610T	3812T	3905T	3912T	3950T	4005T	4012T
Dry Weight	13,060	TBD	14,260	13,390	14,030	14,060	6,110	9,090	10,060	12,010	13,330	TBD	TBD	13,190	13,330	13,260
Hitch Weight	2,760	TBD	3,150	3,310	3,240	3,230	1,110	1,780	1,850	3,000	2,700	TBD	TBD	3,540	3,230	2,920
Axle Weight	10,300	TBD	11,110	10,080	10,790	10,830	5,000	7,310	8,210	9,010	10,630	TBD	TBD	9,650	10,100	10,340
No. of Axles	3	3	3	3	3	3	2	2	2	3	3	3	3	3	3	3
Axle Max. Load	6,000	6,000	6,000	6,000	6,000	6,000	4,400	6,000	6,000	6,000	6,000	6,000	6,000	6,000	6,000	6,000
GVWR	19,000	19,000	19,000	18,000	19,000	19,000	8,800	13,700	13,700	18,000	19,000	19,000	19,000	18,000	19,000	19,000
Carrying Capacity	5,940	TBD	4,740	4,610	4,970	4,940	2,690	4,610	3,640	5,990	5,670	TBD	TBD	4,810	5,670	5,740
Exterior Length	41'6"	40'7"	43'2"	43'	44'5"	43'2"	30'	34'10"	35'3"	37'8"	41'6"	40'7"	43'2"	42'2 1/4"	44'5"	43'2"
Exterior Width	8'4"	8'4"	8'4"	8'4"	8'4"	8'4"	8'4"	8'4"	8'4"	8'4"	8'4"	8'4"	8'4"	8'4"	8'4"	8'4"

■ Fifth Wheels ■ Travel Trailer

STANDARD EQUIPMENT		● Inferno	● Inferno SST						
Fiberglass Front Cap with Exclusive INFERNO Shield	●			Posturest Mattress	●		Spare Tire and Hoist	●	●
Fiberglass Front Cap (Standard on 5th Wheels)		●	●	32" LCD TV	●		(2) 30# LP Bottles	●	●
Fiberglass Exterior with Luster Inferno Graphics (Standard on all Fifth Wheels)	●	●	●	Double Roof and Floor Insulation	●		LP Quick Disconnect	●	●
5th Air Hitch and Docking Lights	●			1 Piece Fiberglass Shower Surround	●		Bottle Cover (2700T only)	●	●
Interior SONY CD Player with Speakers	●	●	●	Glass Shower Door (where available)	●	●	Door Side Security Light	●	●
15,000 BTU A/C (13,500 BTU on 2700T only)	●	●	●	Aluminum Ram Air Vents	●	●	Diamond Plate on Sidewalls	●	●
Power Awning	●			Fuel Cell and Fill Station	●		Ramp Threshold	●	●
Awning		●	●	TPO Roof	●	●	Cargo D-Rings	●	●
Microwave and Oven		●	●	Smoke and LP Detector	●	●	110 Gallon Fresh Water Tank	●	●
TV Antenna Booster		●	●	Sink Cover	●	●	Heated and Enclosed Underbelly (N/A on 2700T)	●	●
Satellite Preparation		●	●	Aluminum Wheels	●		50 Amp Service (30 Amp on 2700T)	●	●
Acrylic Sink with Residential Pull-out Faucet	●			Universal Docking Station	●	●	Comfort Fan in Cargo	●	●
Acrylic Sink with High Rise Faucet		●	●	Exterior Shower	●	●	Night Shades & Window Valances	●	●
6 Gallon Water Heater (2700T only)		●	●	Porcelain Foot Flush Toilet	●	●	Tuff Ply Dove Tail	●	●
10 Gallon Water Heater (16 Gallon on 4005/4005T)	●	●	●	Black Tank Flush	●	●	Radius Entry Steps	●	●
U-Shaped Dinette with Air Bed (N/A on 3310, 3905 and 3910)	●			6 Cubic Foot Refrigerator	●	●	Electric Jack	●	●
				8 Cubic Foot Refrigerator	●		Rear Stabilizer Jacks		●
				Exterior Ladder	●		Rear Power Stabilizer Jacks	●	
				Generator Preparation	●	●	Equa-Flex Suspension	●	

OPTIONS		● Inferno	● Inferno SST						
Coordinating Exterior Graphics	●			5.5 Onan Generator (4.0 on 2700T only)	●	●	Washer Dryer Combo (N/A on 3905/3905T)	●	●
Fiberglass Exterior (2700T only, standard on fifth wheels)	●			Pump Station (For Units with Generator)	●	●	(N/A with Beverage Dispenser)	●	●
Comfort Fan in Kitchen	●	●	●	Fuel Cell with Pump Station	●		Beverage Dispenser	●	●
Comfort Fan in Bedroom (N/A with 2nd A/C)	●	●	●	Roll Up Carpet in Cargo	●	●	Work Station (N/A 3812/3812T and 3905/3905T)	●	●
Comfort Fan in Cargo	●			Dual Pane Windows	●	●	2 Sided Table with 4 Bar Stools (N/A 3905T)	●	●
19" LCD TV with Swing Arm in Bedroom	●	●	●	"E" Rated Goodyear Tires	●	●	Toy Lock	●	●
19" LCD TV with Swing Arm in Cargo	●	●	●	Patio Door (3610T Only)	●	●	Exterior Sound System	●	●
26" LCD TV in Living Area (2700T, 2910T, 3610T Only)	●			Easy Flex (Tandem/Triple)	●	●	Corian Countertop	●	●
32" LCD TV in Living Area (N/A 2700T, 2910T, 3610T)	●			Posturest Mattress (Standard on Inferno)	●	●	Diamond Plate on Sidewalls (Standard on Inferno)	●	●
2nd 13,500 BTU A/C in Bedroom (Ducted)	●	●	●	Aluminum Side Walls (Fifth Wheels Only)	●	●	Ramp Threshold (Standard on Inferno)	●	●
Central Vacuum	●	●	●	Power Awning	●	●	Ladder (Standard on Inferno)	●	●
8 Cubic Foot Refrigerator	●			Aluminum Wheels	●	●	Fifth Airborne Hitch	●	●
10 Cubic Foot Refrigerator	●			Rear Screen Wall	●	●	RVIA	●	●
Wire for Generator (2700T only)	●			Dual Power Rear Beds	●	●	State Seal (NE, WA and OR)	●	●
				Convertible Sofa (Must Option Power Bed)	●	●	Canadian Standards/CRVA	●	●

décor





2X2 WARRANTY – The KZ Recreational Vehicles 2x2 Warranty is a manufacturer's warranty. Each KZ product is warranted to the original purchaser for twenty-four (24) months from the original date of purchase. Coverage includes appliances, components, construction and FULL structure. The appliances and other amenities are warranted by the individual manufacturers of those components, not KZ. Our warranty is also transferable within the first two (2) years for a small processing fee. For a copy of the warranty with full terms and conditions, ask your local KZ Dealer or visit our web site at <http://www.kz-rv.com>.

VEHICLE LOADING – Every effort has been made to provide the greatest number of options for the recreation vehicle owner. Each owner is responsible to select loads allowing the recreational vehicle to remain within the manufacturer's specified chassis weight limits. Do not overload the recreational vehicle.

UNLOADED VEHICLE WEIGHT (UVW) – The typical weight of this trailer as built at the factory. The UVW does not include cargo, LP gas, fresh water, options or dealer-installed accessories.

GROSS VEHICLE WEIGHT RATING (GVWR) – The maximum permissible weight of the trailer, including the UVW plus passengers, all cargo, personal items, fluids, options and dealer-installed accessories. The GVWR is equal to or greater than the sum of the UVW and the NCC.

NET CARRYING CAPACITY (NCC) – The maximum weight of all passengers, personal items, fresh water, food, tools, LP gas, other cargo and dealer-installed accessories* that can be carried by the trailer. NCC is equal to or less than GVWR minus UVW.

* The addition of options will decrease the NCC.

It is important for your safety and enjoyment that your tow vehicle be adequately sized and equipped to tow and handle the GVWR of the RV you select. Review weights and rating of your tow vehicle and consult a competent advisor for questions or advice. Whether you are new to RVing or a seasoned veteran, get a feel for the performance of your tow vehicle and the RV together before heading out on the roadways. When you tow an RV, you must drive differently than you do when driving a single vehicle. Practice hooking up, driving, backing up and braking in a safe environment or seek out professional instruction.

See specification charts. KZ affixes a weight label to each new RV which lists weight information for that vehicle.

NOTE: This information is intended as a guide only. Weights of individual vehicles are approximate. Consult your Owner's Manual for complete loading, weighing and towing instructions. All weights may vary.



One less thing
to WORRY about.

Worry-free protection against unexpected repairs for new or pre-owned travel trailers, fifth wheels and toy haulers

Comprehensive coverage

Professional claims administration with over 25 years of experience

Protection throughout the United States and Canada

Special coverages

24-hour roadside assistance benefits

Trip interruption benefits

Service call benefits

Administered by:

United Service Protection Corp. • **United Service Protection Inc.** (in FL only)
P.O. Box 20899, St. Petersburg, FL 33742-0899 • Toll-Free: 1-800-685-3034
Florida License #60016000 • © Assurant, Inc. 2008



INFERNO



0985 N 900 W • Shipshewana, IN 46565
E-Mail kz@kz-rv.com • www.kz-rv.com

Due to continual research and advances, manufacturer reserves the right to change specifications, design, price and equipment without notice, and assumes no responsibility for any error in this literature. Some items shown are not included as standard or optional equipment. ©2009KZ

12/15/09 25M



Dealer: