



Sportsmen Classic



14RB



There's ample overhead storage and room to relax on the 59" long sofa seat, standard in the 14RB.



There's plenty of countertop space for meal preparation.



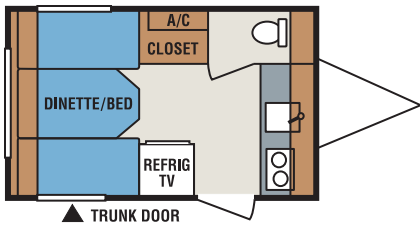
40" tub is standard on the 14RB.



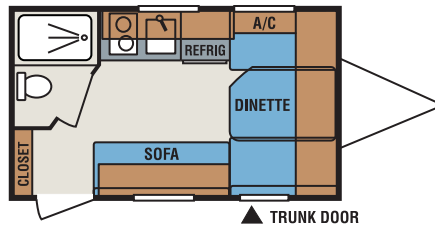
Sometimes simple pleasures are the best.

Remember the times before the internet and cell phones?

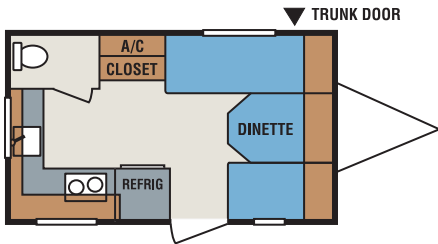
So do we. The Sportsmen Classic ... back to basics.



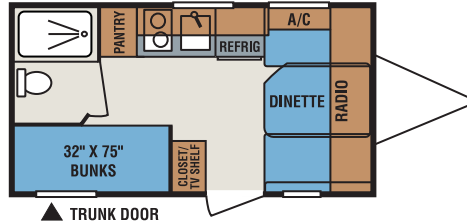
13FK • UVW 1,860 • Dry Hitch Wt. 200 • NCC 840 • Length 13'9"



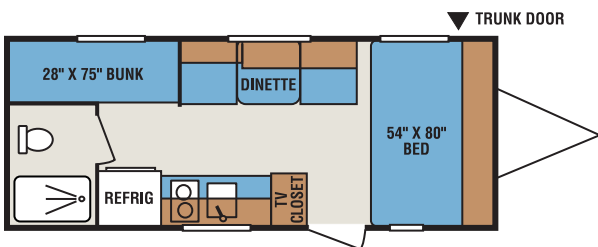
14RB • UVW 1,970 • Dry Hitch Wt. 270 • NCC 730 • Length 15'10"



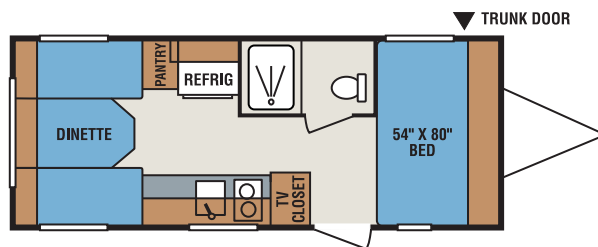
14RK • UVW 1,870 • Dry Hitch Wt. 180 • NCC 830 • Length 15'10"



16BH • UVW 2,140 • Dry Hitch Wt. 290 • NCC 560 • Length 17'2"



19BH • UVW 2,560 • Dry Hitch Wt. 250 • NCC 940 • Length 20'6"



19SB • UVW 2,590 • Dry Hitch Wt. 300 • NCC 910 • Length 20'6"

FLOORPLANS

Standard Features

- 4.6 Cu. Electric Refrigerator
- 2 Burner Electric Hot Plate
- Single Bowl Sink
- 54" Dinette Seats
- Overhead Cabinets
- 10 Gallon Fresh Water Tank
- Tinted Windows
- City Water Fill
- 12 V Water Pump
- 12 V Converter with Charger
- 13" Tires
- 1 Piece Aluminum Roof
- R-7 Insulation

Additional Options

- 12,000 BTU Heater
- 5,000 BTU Air Conditioner
- Spare Tire
- 4 Stabilizer Jacks
- 2 Stabilizer Jacks
- Microwave
- Radio
- Toilet and Tank
- TV Antenna
- Awning and Hardware
- Shower and Toilet (Forced Option in 14RB)
- Single Gas Bottle (Forced Option in 14RB)
- 6 Gallon Gas Water Heater (Forced Option in 14RB)
- Front Window
- 3 Cu. Gas/Electric Refrigerator
- Surge Brakes

Regular Package

- TV Antenna
- Awning with Hardware
- Toilet
- Spare Tire
- 2 Stabilizer Jacks

Full Package Option

- Gas Hot Plate in Lieu of Electric Hot Plate
- 3 Cu. Gas/Electric Refrigerator in Lieu of Electric Refrigerator
- Microwave
- TV Antenna
- 6 Gallon Gas Water Heater
- Single Gas Bottle
- Spare Tire
- 2 Stabilizer Jacks
- Awning with Hardware
- Shower and Toilet

Specifications	13FK	14RB	14RK	16BH	19BH	19SB
UVW (Unloaded Vehicle Weight)	1,860	1,970	1,870	2,140	2,560	2,590
Dry Hitch Weight	200	270	180	290	250	300
Dry Axle Weight	1,660	1,700	1,690	1,850	2,310	2,290
NCC (Net Carrying Capacity)	840	730	830	560	940	910
GVWR	2,700	2,700	2,700	2,700	3,500	3,500
Interior Height	73"	73"	73"	73"	73"	73"
Exterior Height	8'1"	8'1"	8'1"	8'1"	8'3"	8'3"
Exterior Width	84"	84"	84"	84"	84"	84"
Exterior Length	13'9"	15'10"	15'10"	17'2"	20'6"	20'6"
Refrigerator (cu. feet)	4.6	4.6	4.6	4.6	4.6	4.6
Water Heater Cap. (gal. GAS) <i>OPT.</i>	6	6	6	6	6	6
Fresh Water Cap. (gal.)	10	10	10	10	20	20
Waste Water Cap. (gal.)	5	9	5	9	9	15
Gray Water Cap. (gal.)	9	15	15	15	15	15
LP Gas Cap. (lbs.) <i>OPT.</i>	20	20	20	20	20	20
Furnace BTUs (1,000's) <i>OPT.</i>	16	16	16	16	16	16
Tire Size	13"	13"	13"	13"	14"	14"
Awning <i>OPT.</i>	9'	10'	10'	10'	10'	10'

Sportsmen
Classic



0985 N 900 W
Shipshewana, IN 46565
E-Mail kz@kz-rv.com
www.kz-rv.com

Due to continual research and advances, manufacturer reserves the right to change specifications, design, price and equipment without notice, and assumes no responsibility for any error in this literature. Some items shown are not included as standard or optional equipment.
©2010 KZ | 04/01/10 | 5M



Dealer: