

SPORTSMEN[®] **Show Stopper**



Show Stopper

Show Stopper LE



Travel Trailers



Sportsmen Show Stopper's are a tremendous value in overall quality, price, and innovative features. The living areas are enhanced by large slide-outs creating a perfect entertaining space for family and friends.

S281RLSS

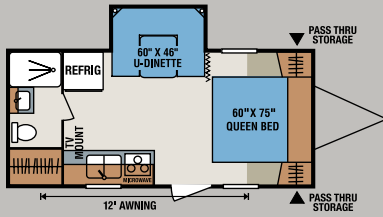
Sportsmen Show Stopper

Travel Trailers

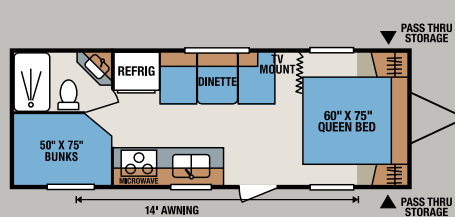
	S202SRBSS	S242BHSS	S242SBHSS	S270RKSS	S272BHSS	S280BHSS	S281RLSS	S290IKSS	S320BHLKSS
UVW (Unloaded Vehicle Weight)*	3,890	4,196	4,480	5,110	4,510	5,450	5,530	6,080	6,120
Dry Hitch Weight*	440	480	540	500	490	680	630	840	720
Dry Axle Weight*	3,450	3,716	3,940	4,610	4,020	4,770	4,900	5,240	5,400
NCC (Net Carrying Capacity)	1,610	1,804	1,520	1,890	2,490	1,550	1,470	2,720	2,680
GVWR	5,500	6,000	6,000	7,000	7,000	7,000	7,000	8,800	8,800
Interior Height	78"	78"	78"	78"	78"	78"	78"	78"	78"
Exterior Height w/ A/C	10' 1"	10' 1"	10' 1"	10' 7"	10' 1"	10' 8"	10' 7"	10' 11"	10' 11"
Exterior Width	96"	96"	96"	96"	96"	96"	96"	96"	96"
Exterior Length	22' 5"	26' 6"	26' 9"	28' 8"	29' 11"	30' 9"	29' 9"	32' 4"	33' 6"
Refrigerator (cu. feet)	5	6	6	6	5	6	6	6	6
Water Heater Cap. (gal. G/E w/DSI)	6	6	6	6	6	6	6	6	6
Fresh Water Cap. (gal.)	38	40	40	40	38	40	40	40	40
Waste Water Cap. (gal.)	32	32	32	32	32	32	32	32	32
Gray Water Cap. (gal.)	32	32	32	32	32	32	32	32	32
LP Gas Cap. (lbs.)	40	40	40	40	40	40	40	40	40
Furnace BTUs (1,000s)	16	20	20	25	20	25	25	25	25
Tire Size	14"	14"	14"	14"	14"	14"	14"	15"	15"
Awning	12'	14'	14'	16'	15'	15'	15'	16'	15'

*This weight reflects the rolling average unit weight for each model. Your trailer weight will vary according to optional equipment.

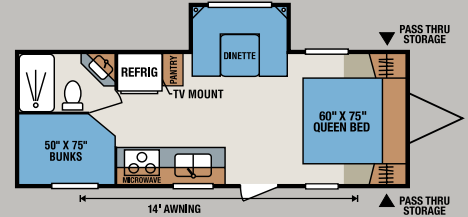
Sportsmen Show Stopper & Show Stopper LE



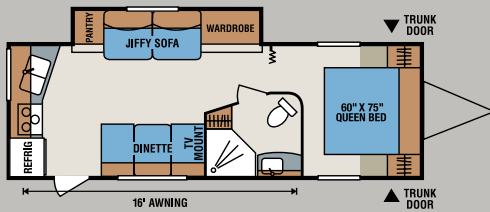
S202SRBSS



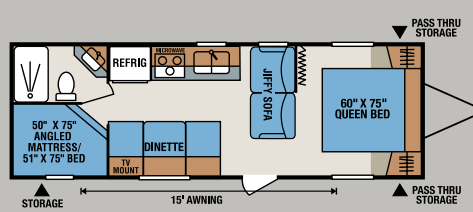
S242BHSS



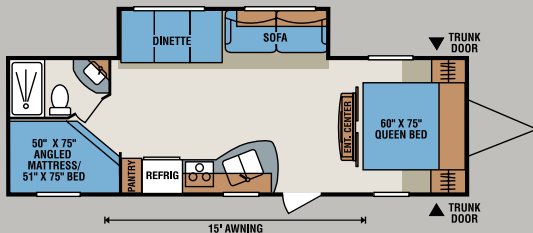
S242SBHSS



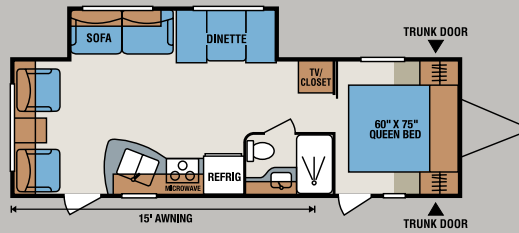
S270RKSS



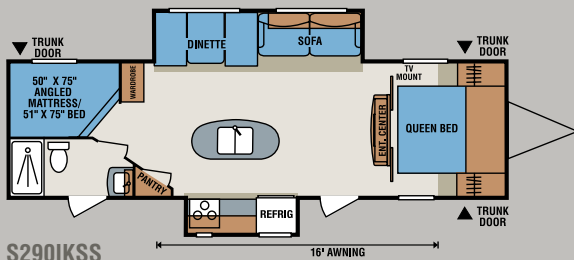
S272BHSS



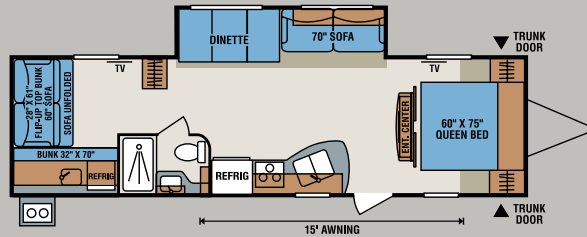
S280BHSS



S281RLSS



S290IKSS



S320BHLKSS

Sportsmen Show Stopper LE

Travel Trailers	S202SRBSS	S242BHSS	S242SBHSS	S270RKSS	S272BHSS	S280BHSS	S281RLSS	S290IKSS	S320BHLKSS
UVW (Unloaded Vehicle Weight)*	4,070	4,323	4,628	5,070	4,736	5,290	5,410	6,170	6,150
Dry Hitch Weight*	491	505	579	500	570	710	670	880	740
Dry Axle Weight*	3,579	3,818	4,049	4,570	4,166	4,580	4,740	5,290	5,410
NCC (Net Carrying Capacity)	1,430	1,677	1,372	1,930	2,264	1,710	1,590	2,630	2,650
GVWR	5,500	6,000	6,000	7,000	7,000	7,000	7,000	8,800	8,800
Interior Height	78"	78"	78"	78"	78"	78"	78"	78"	78"
Exterior Height w/ A/C	10' 1"	10' 1"	10' 1"	10' 8"	10' 1"	10' 7"	10' 7"	10' 7"	10' 8"
Exterior Width	96"	96"	96"	96"	96"	96"	96"	96"	96"
Exterior Length	22' 5"	26' 9"	26' 9"	28' 6"	29' 11"	30' 9"	29' 9"	32' 4"	33' 6"
Refrigerator (cu. feet)	6	6	6	6	6	6	6	6	6
Water Heater Cap. (gal. G/E w/DSI)	6	6	6	6	6	6	6	6	6
Fresh Water Cap. (gal.)	38	38	38	38	38	38	38	38	38
Waste Water Cap. (gal.)	32	32	32	32	32	32	32	38	38
Gray Water Cap. (gal.)	32	32	32	32	32	32	32	32	32
LP Gas Cap. (lbs.)	40	40	40	40	40	40	40	40	40
Furnace BTUs (1,000s)	16	20	20	25	20	25	25	25	30
Tire Size	14"	14"	14"	14"	14"	14"	14"	15"	15"
Awning	12'	14'	14'	16'	15'	15'	15'	16'	15'

*This weight reflects the rolling average unit weight for each model. Your trailer weight will vary according to optional equipment.



S281RLSS

Storage abounds with overhead cabinetry along with closets in bedroom and living room.



Optional Lighted Power Awning



Dune Décor

Standards

- 1 Piece Seamless Roof
- 13,500 BTU A/C
- 20 lb. Gas Bottles
- 30 Amp Service
- Acrylic Sink
- AM/FM CD Player
- Awning with Drip Rail and Spouts
- Bedspread
- Border Accent Tape
- Built-In Medicine Cabinet with Mirror in Bath
- Cable Hook Up
- Innerspring Mattress
- Large Overhead Cabinets
- Microwave with Turntable
- Mini Blinds
- Monitor Panel
- Patio Door Light
- Power Vent in Bath
- R7 Insulation
- Radius Entry Door
- Range Hood with 12V Light and Exhaust Fan
- Rear Bumper with Sewer Hose Storage
- Roller Ball Bearing Drawer Guides
- Show Stopper (Fiberglass Ext.) Show Stopper LE (Metal Ext.)
- Solid Wood Framed Mortise and Tenon Cabinet Doors
- Tinted Windows
- TV Antenna with Booster

In Addition to the Standard Specifications the Show Stopper Includes:

- 4 Stabilizer Jacks
- 6 Cubic Refrigerator
- Fiberglass Exterior (not available on LE)
- Gas/Electric Water Heater
- Oven
- Spare Tire and Carrier

Options

- Lighted Power Awning



Dealer Satisfaction Index: Ratings of manufacturers, by dealers, have consistently awarded KZ top honors for excellence of design, reliability, overall quality and value, communications and dealer support.



Dealer:



Join our Family Forum at www.kzfamilyforum.com

ASK ABOUT OUR 1-YEAR LIMITED WARRANTY!

For more product details and in-depth information, visit us at www.kz-rv.com



0985 N 900 W • Shipshewana, IN 46565
E-mail kz@kz-rv.com • www.kz-rv.com



Due to continual research and advances, manufacturer reserves the right to change specifications, design, price and equipment without notice, and assumes no responsibility for any error in this literature. Some items shown are not included as standard or optional equipment. ©2014KZ | 4/14/14 | 15M