

# DURANGO GOLD



Full Time Luxury Fifth Wheels



370FB  
Earthen Décor

The Durango Gold is the pinnacle of over 42 years of innovation and engineering excellence. This luxury fifth wheel has been equipped with standard features that other companies only offer as an option, if offered at all. Additionally, the Gold is backed by KZRV's 24 month warranty!



WoodBridge Maple hardwood cabinet doors with hidden hinges




Designer Pendent lights and 3" crown molding



Flush mount stovetop with glass cover

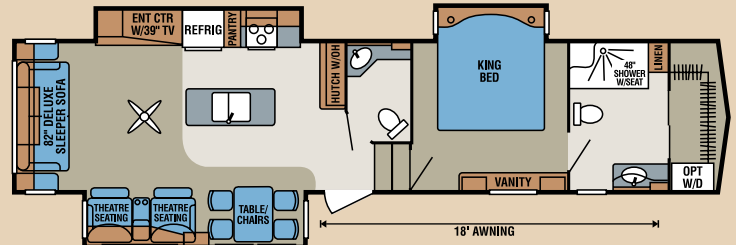


Samsung solid surface countertop with deep double bowl sink and high rise pullout faucet

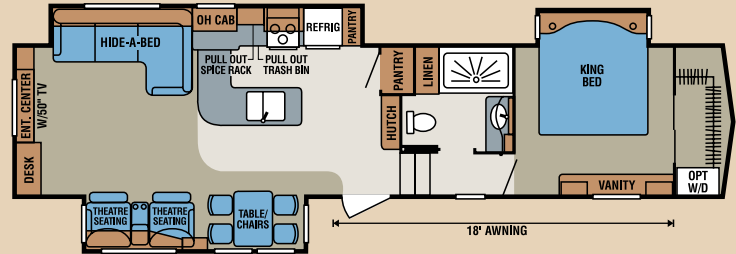


- 1
- 3
- 9
- 10
- 5
- 6

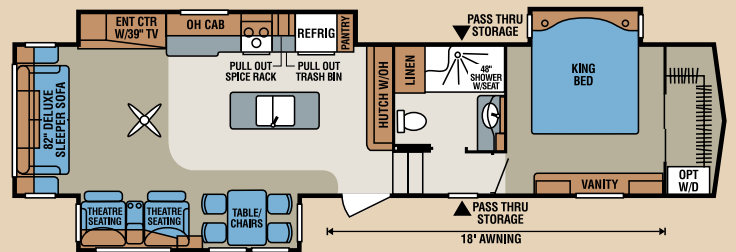




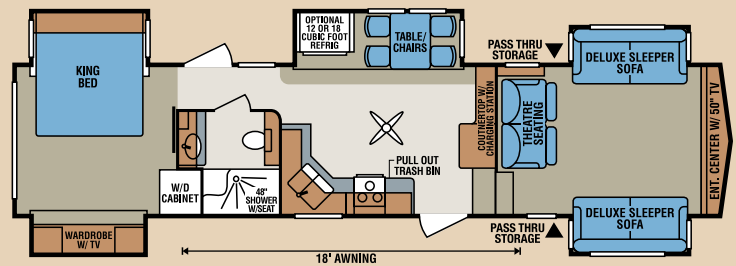
**370FB**



**370RE**



**370RL**




**380FL**




- 1 Hydraulic Slideout
- 2 Aerodynamic Front Cap with Integrated LED Lights
- 3 Friction Entry Door
- 4 Large Frameless Windows
- 5 Huge Pass-thru Storage
- 6 Large Slam Latch Door with Struts
- 7 ROTO-FLEX Hitch
- 8 Multidirectional LED Power Awning
- 9 Reflective Technology Insulation-Calculated at R-38 (Floors, roof, front and rear)
- 10 Equa-Flex Suspension

Fifth Wheels	370FB	370RE	370RL	380FL
UVW (Unloaded Vehicle Weight)*	11,640	11,460	11,610	11,610
Dry Hitch Weight*	2,130	2,180	2,250	2,250
Dry Axle Weight*	9,510	9,280	9,360	9,360
NCC (Net Carrying Capacity)	2,860	3,040	2,890	2,890
GVWR	14,500	14,500	14,500	14,500
Interior Height	76"	76"	76"	76"
Exterior Height	12'11"	12'11"	12'11"	12'11"
Exterior Width	101"	101"	101"	101"
Exterior Length	40'6"	40'6"	40'6"	41'7"
Refrigerator (cu. feet)	8	8	8	12
Water Heater Cap. (gal. G/E w/DSI)	12	12	12	12
Fresh Water Cap. (gal.)	67	67	67	67
[Including Water Heater Cap.]				
Waste Water Cap. (gal.)	87	57	57	57
Gray Water Cap. (gal.)	57	57	57	57
LP Gas Cap. (lbs.)	60	60	60	60
Furnace BTUs (1,000s)	35	35	35	35
Tire Size	16"	16"	16"	16"
Awning	18'	18'	18'	18'


\*This weight reflects the rolling average unit weight for each model. Your trailer weight will vary according to optional equipment.



Curry Décor



Earthen Décor



Espresso Décor

## Standards

- 1 Piece Fiberglass Shower with Built-In Seat and Triple Sliding Glass Doors
- 3" Wide Crown Molding
- 6 Sided Aluminum Frame
- 8 Cubic Foot Refrigerator
- 12 Gallon G/E Water Heater
- 12V Battery Disconnect
- 12V Interior and Exterior LED Lighting
- 16" Aluminum Wheels
- 30" Microwave
- 39" LED TV (FB/RL)
- 50" LED TV (RE/FL)
- 50 Amp Service
- 7,000# Axles
- 15,000 BTU A/C
- Built-In Pull Out Spice Rack (Where Available)
- Built-In Pull Out Trash Bin (Where Available)
- Ceiling Fan
- Color Infused High Gloss Ivory Fiberglass
- Decorative Backsplash at Kitchen Area
- Decorative Bedspread with Pillow Sham
- Equa-Flex Rubber Suspension
- Extra Large Basement Storage
- Extra Large Swing Away Assist Grab Handle
- Flush Mounted Oven with Glass Cover
- Frameless Tinted Windows

- Heated Command Center
- Hidden Cabinet Hinges
- Hydraulic Front Landing Gear
- Hydraulic Slide Rooms
- Isolated Compartment Storage for Battery (Not Included)
- Keyless Radius Friction Entry Door (30" Where Available)
- Kick Plate with Rope Lighting in Island
- King Size Bed with Cotton Cloud Gel Infused Mattress
- Ladder
- Lighted Step Well
- Maxxair® Vent in Living Room
- Multidirectional LED Lighted Power Awning
- One-Touch Remote for Slides, AM/FM/CD/DVD Player with Bluetooth Capabilities
- Over-Sized Walk-In Closet
- Painted Front Cap
- Pendant Light Above Island Kitchens
- Plumb for W/D
- Porcelain Toilet
- Pre Wire for TV in Bedroom
- Pull Out Kitchen Faucet
- Quad Entry Step
- Raised Panel Glazed Cabinet Doors
- Reflective Technology Insulation (Roof / Floor / Front / Rear)
- RotoFlex Hitch

- Slam Latch Baggage Doors with Gas Struts (Where Available)
- Solid Surface Countertops with Recessed Sink Covers
- Solid Woodbridge Maple Cabinet Doors
- Spare Tire and Hoist
- Table and 4 Chairs with Leaf
- Tri-Fold Sleeper Sofa
- Wide Body Structure
- Wire for 2nd A/C in Bedroom
- Wire for Satellite/Cable

## Options

- 2nd A/C in Bedroom
- 2nd Lighted Power Awning DS Slide Out
- 6 Point Hydraulic Leveling System
- 12 Cubic Foot Double Door Refrigerator (FL)
- Bedroom TV
- Dual Pane Windows
- Fireplace
- Flip-Up Bike Tray (Add 8' to Length)
- Generator Prep with Surge Protector
- Intervac Central Vacuum System
- Refrigerator
- Samsung Residential 18 Cubic Foot Stainless Steel Side x Side Refrigerator with Pullout Freezer Drawer
- Slide Out Covers (3) (N/A 370RE)



**Dealer Satisfaction Index:** Ratings of manufacturers, by dealers, have consistently awarded KZ top honors for excellence of design, reliability, overall quality and value, communications and dealer support.



Dealer:

**ASK ABOUT OUR 2-YEAR LIMITED WARRANTY!**



Join our Family Forum at [www.kzfamilyforum.com](http://www.kzfamilyforum.com)

For more product details and in-depth information, visit us at [www.kz-rv.com](http://www.kz-rv.com)



985 N 900 W • Shipshewana, IN 46565  
E-mail [kz@kz-rv.com](mailto:kz@kz-rv.com) • [www.kz-rv.com](http://www.kz-rv.com)



*Due to continual research and advances, manufacturer reserves the right to change specifications, design, price and equipment without notice, and assumes no responsibility for any error in this literature. Some items shown are not included as standard or optional equipment. ©2014KZ | 9/26/14 | 10M*