

SPORTSMEN[®] Show Stopper



Show Stopper

Show Stopper LE



Travel Trailers



S291KSS
Cocoa Décor

Value, value and more value. The **Sportsmen Show Stopper** provides incredible design coupled with features to deliver camping made easy.



The Show Stopper 291KSS floorplan features an island in the kitchen which has storage cleverly placed on each end.



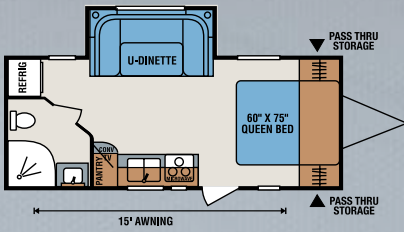
S291KSS

**Sportsmen Show Stopper
Travel Trailers**

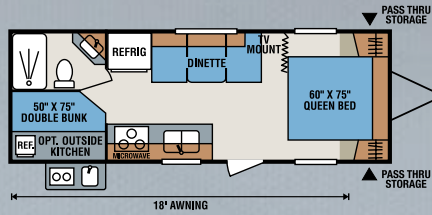
	S200SRBSS	S242BHSS	S242SBHSS	S270RKSS	S280BHSS	S281RLSS	S291KSS	S314BHSS	S314BHKSS	S322BHKSS
UVW (Unloaded Vehicle Weight)*	4,510	4,196	4,480	5,110	5,450	5,530	6,080	6,010	6,210	6,840
Dry Hitch Weight*	520	480	540	500	680	630	840	690	600	550
Dry Axle Weight*	3,990	3,716	3,940	4,610	4,770	4,900	5,240	5,320	5,610	6,290
NCC (Net Carrying Capacity)	1,490	1,804	1,520	1,890	1,550	1,470	2,720	1,990	1,790	1,960
GVWR	6,000	6,000	6,000	7,000	7,000	7,000	8,800	8,000	8,000	8,800
Interior Height	78"	78"	78"	78"	78"	78"	78"	78"	78"	78"
Exterior Height w/ A/C	10' 11"	10' 1"	10' 1"	10' 7"	10' 8"	10' 7"	10' 11"	11'	11'	11' 2"
Exterior Width	96"	96"	96"	96"	96"	96"	96"	96"	96"	96"
Exterior Length	24' 2"	26' 6"	26' 9"	28' 8"	30' 9"	29' 9"	32' 4"	32' 10"	32' 10"	34' 5"
Refrigerator (cu. feet)	6	6	6	6	6	6	6	6	6	6
Water Heater Cap. (gal. G/E w/DSI)	6	6	6	6	6	6	6	6	6	6
Fresh Water Cap. (gal.)	40	40	40	40	40	40	40	40	40	40
Waste Water Cap. (gal.)	32	32	32	32	32	32	32	32	32	32
Gray Water Cap. (gal.)	32	32	32	32	32	32	32	32	32	32
LP Gas Cap. (lbs.)	40	40	40	40	40	40	40	40	40	40
Furnace BTUs (1,000s)	20	20	20	25	25	25	25	25	25	30
Tire Size	14"	14"	14"	14"	14"	14"	15"	15"	15"	15"
Awning	15'	18'	18'	16'	15'	15'	16'	16'	16'	16'

*This weight reflects the rolling average unit weight for each model. Your trailer weight will vary according to optional equipment.

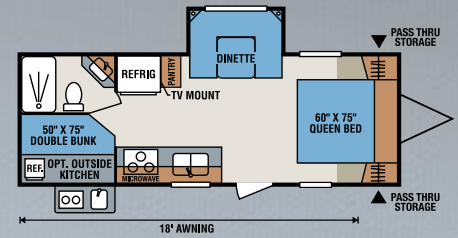
Sportsmen Show Stopper & Show Stopper LE



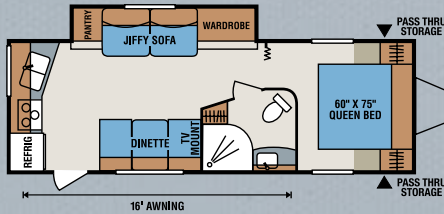
S200SRBSS



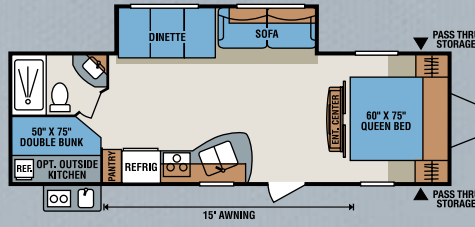
S242BHSS



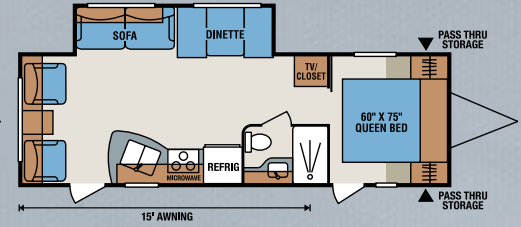
S242SBHSS



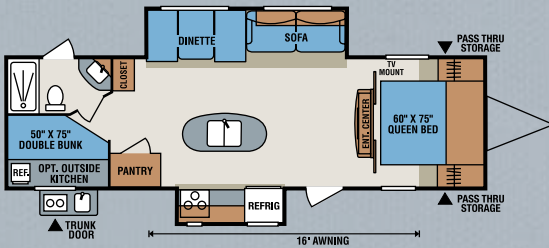
S270RKSS



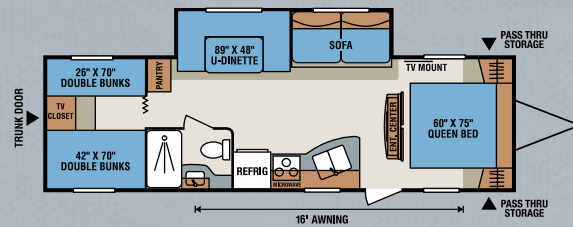
S280BHSS



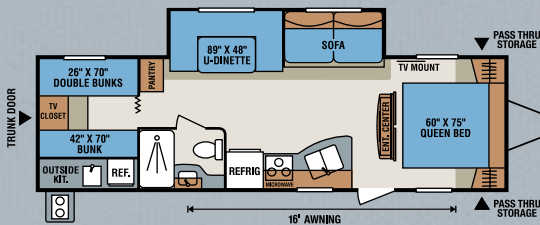
S281RLSS



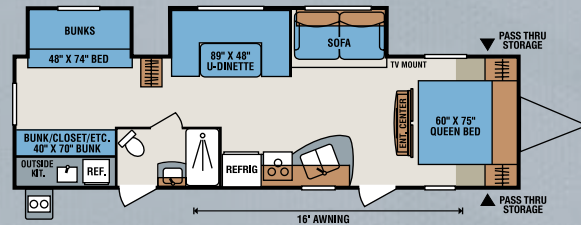
S291IKSS



S314BHSS



S314BHKSS



S322BHKSS

Sportsmen Show Stopper LE

Travel Trailers

	S200SRBSS	S242BHSS	S242SBHSS	S270RKSS	S280BHSS	S281RLSS	S291IKSS	S314BHSS	S314BHKSS	S322BHKSS
UVW (Unloaded Vehicle Weight)*	4,510	4,323	4,628	5,070	5,290	5,410	6,170	6,010	6,210	6,840
Dry Hitch Weight*	520	505	579	500	710	670	880	690	600	550
Dry Axle Weight*	3,990	3,818	4,049	4,570	4,580	4,740	5,290	5,320	5,610	6,290
NCC (Net Carrying Capacity)	1,490	1,677	1,372	1,930	1,710	1,590	2,630	1,990	1,790	1,960
GVWR	6,000	6,000	6,000	7,000	7,000	7,000	8,800	8,000	8,000	8,800
Interior Height	78"	78"	78"	78"	78"	78"	78"	78"	78"	78"
Exterior Height w/ A/C	10' 11"	10' 1"	10' 1"	10' 8"	10' 7"	10' 7"	10' 7"	11'	11'	11' 2"
Exterior Width	96"	96"	96"	96"	96"	96"	96"	96"	96"	96"
Exterior Length	24' 2"	26' 9"	26' 9"	28' 6"	30' 9"	29' 9"	32' 4"	32' 10"	32' 10"	34' 5"
Refrigerator (cu. feet)	6	6	6	6	6	6	6	6	6	6
Water Heater Cap. (gal. G/E w/DSI)	6	6	6	6	6	6	6	6	6	6
Fresh Water Cap. (gal.)	40	38	38	38	38	38	38	40	40	40
Waste Water Cap. (gal.)	32	32	32	32	32	32	38	32	32	32
Gray Water Cap. (gal.)	32	32	32	32	32	32	38	32	32	32
LP Gas Cap. (lbs.)	40	40	40	40	40	40	40	40	40	40
Furnace BTUs (1,000s)	20	20	20	25	25	25	25	25	25	30
Tire Size	14"	14"	14"	14"	14"	14"	15"	15"	15"	15"
Awning	15'	18'	18'	16'	15'	15'	16'	16'	16'	16'

*This weight reflects the rolling average unit weight for each model. Your trailer weight will vary according to optional equipment.



S322BHKSS
Cocoa Décor

The outside kitchen features refrigerator, 2-burner cooktop and deep sink with quick release faucet. (Models S314BHKSS and S322BHKSS)



Above all slide-outs in the Sportsmen Show Stopper lineup there are gutters above the slide-out that deflect the water away from the double bulb seal.



Cocoa Décor

Prestige Walnut

Standards

- 3/8" Fully Walk On Roof with SuperFlex Roofing Material
- 1 Piece Seamless Roof
- 4 Stabilizer Jacks
- 6 Cubic Foot Refrigerator
- 6 Gallon Gas/Electric Water Heater
- 20 lb. Gas Bottles
- 30 Amp Service
- 13,500 BTU A/C
- Acrylic Sink with High-Rise Faucet
- AM/FM/CD Player
- Awning with Drip Rail and Spouts
- Border Accent Tape
- Built-In Medicine Cabinet with Mirror in Bath
- Cable Hook Up
- Cotton Cloud Deep Quilt Mattress
- Diamond Plate Rock Guard
- Extra Large Radius Baggage Doors
- Fiberglass Exterior (Not Available on LE)
- Large Overhead Cabinets
- Linoleum From Front to Rear
- Microwave with Turntable
- Mini Blinds

- Monitor Panel
- Oven
- Patio Door Light
- Power Vent in Bath
- R7 Insulation
- Radius Entry Door
- Radius Truss Roof Rafter
- Range Hood with 12V Light and Exhaust Fan
- Rear Bumper with Sewer Hose Storage
- Reversible Quilted Comforter
- Roller Ball Bearing Drawer Guides
- Solid Wood Framed Mortise and Tenon Cabinet Doors
- Spare Tire and Carrier
- Tinted Windows
- Tub Surround
- TV Antenna with Booster
- Water Heater Bypass Kit

Options

- Multi-Directional Lighted Power Awning (Forced Option on S291KSS)
- Lighted Power Tongue Jack
- Outside Kitchen (Where Available)
- Spare Tire Carrier



Dealer Satisfaction Index: Ratings of manufacturers, by dealers, have consistently awarded KZ top honors for excellence of design, reliability, overall quality and value, communications and dealer support.



Dealer:

ASK ABOUT OUR 1-YEAR LIMITED WARRANTY!



Join our Family Forum at www.kzfamilyforum.com

For more product details and in-depth information, visit us at www.kz-rv.com



985 N 900 W • Shipshewana, IN 46565
E-mail kz@kz-rv.com • www.kz-rv.com



Due to continual research and advances, manufacturer reserves the right to change specifications, design, price and equipment without notice, and assumes no responsibility for any error in this literature. Some items shown are not included as standard or optional equipment. ©2015KZ | 1/22/15 | 20M