

SPORTSMEN *Sportster*



Travel Trailer & Fifth Wheel Toy Haulers



30TH
Brindle Décor

The Sportsmen Sportster is a versatile recreational vehicle designed specifically for the growing family, outdoor enthusiast and the active motorcycle rider. The Sportster toy hauler line includes both travel trailers and fifth wheels that have been designed for comfort and practicality.



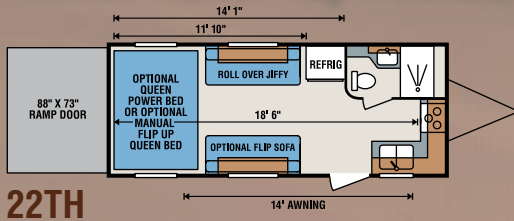
30TH The bar height countertop allows for extra area for meal prep.



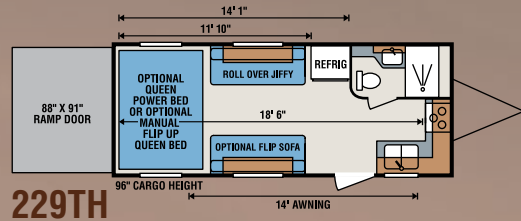
The 30TH floorplan offers an optional Murphy Bed with sofa for extra seating.



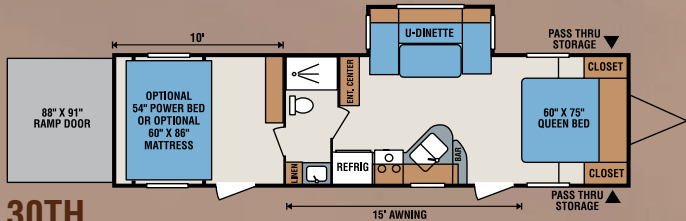
Travel Trailer Toy Haulers



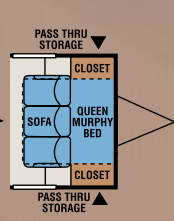
22TH



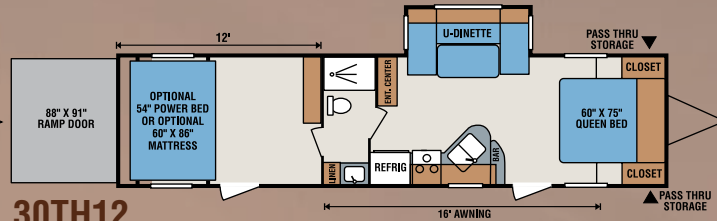
229TH



30TH

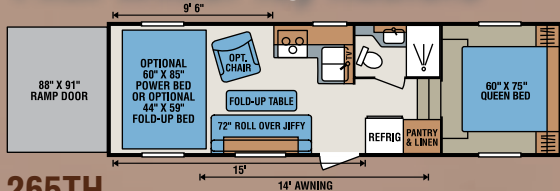


30TH
Murphy Bed Opt.

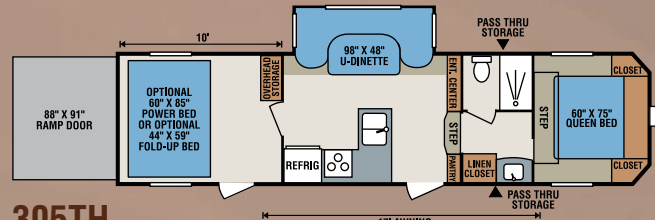


30TH12

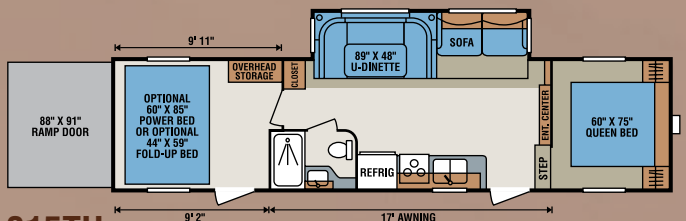
Fifth Wheel Toy Haulers



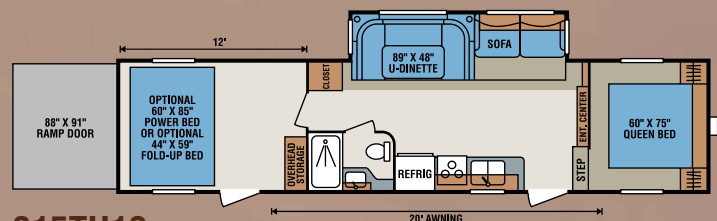
265TH



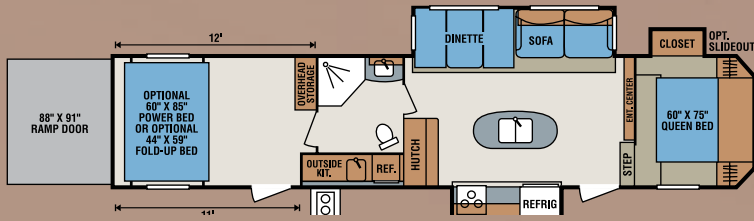
305TH



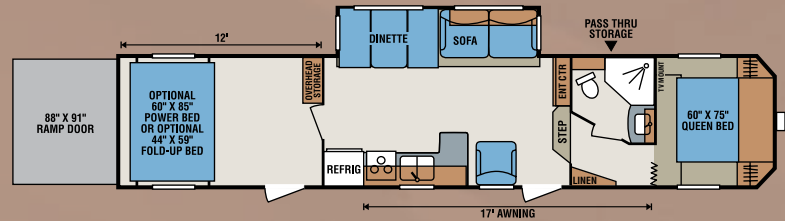
315TH



315TH12



355TH12



365TH12

Toy Haulers	22TH	229TH	30TH	30TH12	265TH	305TH	315TH	315TH12	355TH12	365TH12
UVW (Unloaded Vehicle Weight) *	4,248	4,570	7,020	7,180	6,088	7,590	8,080	8,420	9,750	9,430
Dry Hitch Weight *	898	860	1,030	1,160	1,356	1,370	1,590	1,700	1,900	1,940
Dry Axle Weight *	3,350	3,710	5,990	6,020	4,732	6,220	6,490	6,720	7,850	7,490
NCC (Net Carrying Capacity)	2,752	2,430	2,980	2,820	2,712	3,410	2,920	2,580	3,450	3,570
GVWR	7,000	7,000	10,000**	10,000	8,800	11,000	11,000	11,000	13,200	13,000
Interior Height	78"	96"	82"	96"	91"	92"	91"	96"	92"	92"
Exterior Height	10' 4"	11' 2"	11' 11"	N/A	12' 2"	12' 3"	12' 2"	13' 2"	12' 7"	12' 7"
Exterior Width	96"	96"	96"	96"	96"	96"	96"	96"	96"	96"
Exterior Length	24' 5 1/2"	24' 5 1/2"	34' 2"	36' 2"	28' 6"	33' 8"	35' 2"	37' 11"	39' 11"	40' 7"
Refrigerator (cu. feet)	5	5	5	5	5	5	5	5	6	5
Water Heater Cap. (gal. G/E w/DSI)	6	6	6	6	6	6	6	6	6	6
Fresh Water Cap. (gal.)	38	38	75	75	75	75	75	75	75	75
Waste Water Cap. (gal.)	32	32	32	32	32	57	32	32	32	57
Gray Water Cap. (gal.)	32	32	32	32	32	57	32	32	56	57
LP Gas Cap. (lbs.)	40	40	40	40	40	40	40	40	40	40
Furnace BTUs (1,000s)	16	16	25	25	25	30	25	25	30	30
Tire Size	14"	14"	15"	15"	15"	15"	15"	15"	15"	15"
Awning	14'	14'	14'	16'	14'	17'	17'	20'	13'***	17'


*This weight reflects the rolling average unit weight for each model. Your trailer weight will vary according to optional equipment.

**Any 30TH units built prior to 1/16/14 have 8,800# axles.


***355TH12 also available with optional 17' awning.



Brindle Décor



Harvest Décor



Prestige Walnut

Standards

- 3/8" Fully Walk On Roof with SuperFlex Roofing Material
- 5/8" Tongue and Groove Plywood Floor
- 3 Burner Cooktop
- 5 Cubic Foot Refrigerator
- 6 Gallon Gas DSI Water Heater
- 8 Tie Down Rings
- 20# Gas Bottles
- 30 Amp Service
- 13,500 BTU AC
- Acrylic Sink
- AM/FM/CD Player
- Awning with Drip Rail and Spouts
- Built-In Medicine Cabinet with Mirror in Bathroom
- Cable Hook Up
- Cotton Cloud Deep Quilt Mattress
- Custom Wall Border
- Designer Match Box Style Valances
- Enclosed Pin Box on Fifth Wheel
- Enclosed Underbelly (30TH, 305TH, 315TH, 355TH12 and 365TH12 Only)
- Extra Large Baggage Doors
- Heated Fresh Water Tanks
- High Rise Faucet
- Large Overhead Cabinets
- Microwave with Turntable

- Mini Blinds
- Monitor Panel
- Patio Door Light
- Power Vent in Bathroom
- Radius Entry Door
- Radius Truss Rafters
- Range Hood with 12V Light and Exhaust Fan
- Roller Ball Bearing Drawer Guides
- Self-Adjust Brakes
- Sink Cover
- Smooth Screwless Baggage Doors
- Solid Wood Framed Mortise and Tenon Cabinet Doors
- Tinted Safety Glass Windows
- Tub Surround
- Tuff Ply in Cargo Area (N/A on 22TH and 265TH)
- TV Antenna with Booster

Options

- 2nd Flip Jiffy (265TH Only)
- 4.0 Generator (Requires Fuel Cell)
- 8 Cubic Foot Refrigerator
- Aluminum Wheels
- Chair – 1 or 2 (N/A with Jiffy)
- Cotton Cloud Deep Quilt, Gel Foam Mattress
- Diamond Plate Threshold
- Double Power Beds (Fifth Wheels and 30TH Only)

- Flip Up Full Size Bed (N/A with Power Bed)
- Fuel Cell and Pump Station (N/A on 22TH)
- Generator Preparation (N/A on 22TH) (Requires Fuel Cell)
- Ladder
- Multi-Directional Lighted Power Awning
- Outside Grill
- Power Bed (N/A with Flip Up Bed)
- Pull Down Screen Wall
- Spare Tire
- Stereo with DVD Player
- Wired for 2nd A/C with 50 Amp Service

Standard Run Package

- 2 Exterior Speakers
- 6 Cubic Foot Refrigerator
- 30# Bottle with Cover
- Assist Grab Handle
- Gas/Electric DSI Water Heater
- Outside Shower (Where Available)
- Oven
- Skylight (Where Available)
- Stabilizer Jacks – 2 or 4
- Windows in Slideout (Where Available)
- Winter Bypass Kit



Dealer Satisfaction Index: Ratings of manufacturers, by dealers, have consistently awarded KZ top honors for excellence of design, reliability, overall quality and value, communications and dealer support.



Dealer:

ASK ABOUT OUR 2-YEAR LIMITED WARRANTY!



Join our Family Forum at www.kzfamilyforum.com

For more product details and in-depth information, visit us at www.kz-rv.com



985 N 900 W • Shipshewana, IN 46565
E-mail kz@kz-rv.com • www.kz-rv.com



Due to continual research and advances, manufacturer reserves the right to change specifications, design, price and equipment without notice, and assumes no responsibility for any error in this literature. Some items shown are not included as standard or optional equipment. ©2015KZ | 1/22/15 | 20M