

DURANGO

GOLD

Fulltime Luxury Fifth Wheels



G366FBT



G381REF

Durango Gold is truly a luxury fifth wheel, designed for full-timers and occasional vacationers alike who want the very best in their recreational vehicle. Dramatic interiors include residential furniture and chic woods and fabrics, solid surface countertops, high-end appliance package and smart storage opportunities galore.

All living spaces are beautifully arranged, with an eye toward function and practicality.
All-season living at its finest!





Durango Gold's bedrooms are particularly sumptuous. When you enter this full-height sanctuary and sink into the Cotton Cloud® memory foam gel top mattress, the troubles of the day melt away. You'll also appreciate Gold's cavernous closet spaces, huge bath areas and dual washer and dryer prep.



G366FBT



G366FBT



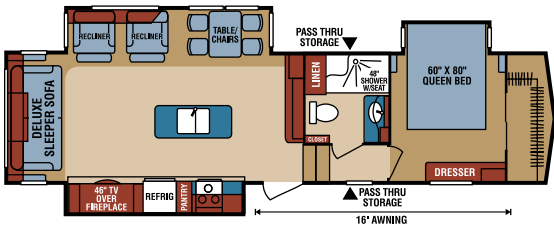
G366FBT



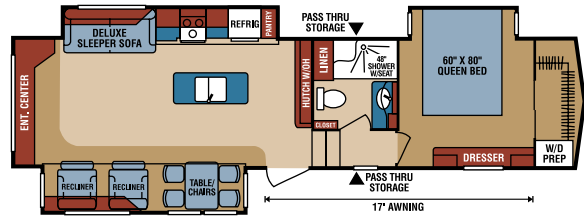
G381REF



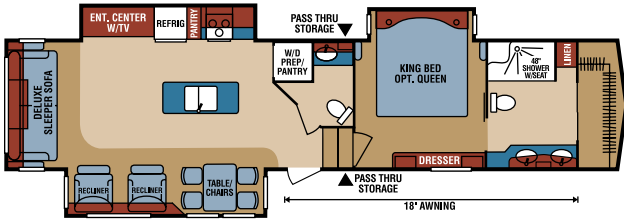
G366FBT



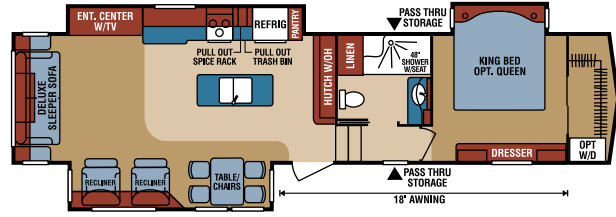
G355RLT



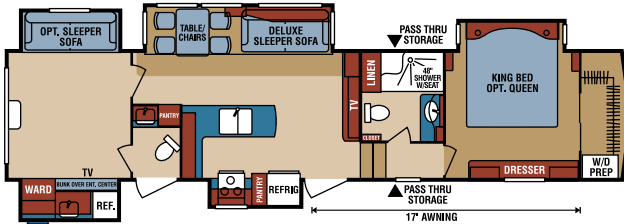
G359RET



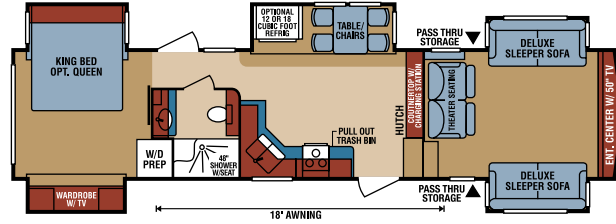
G366FBT



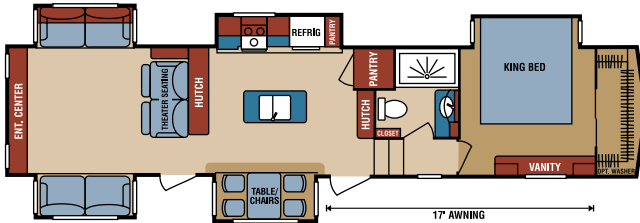
G370RLT



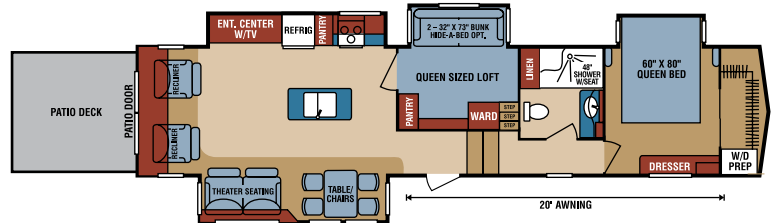
G372BHF



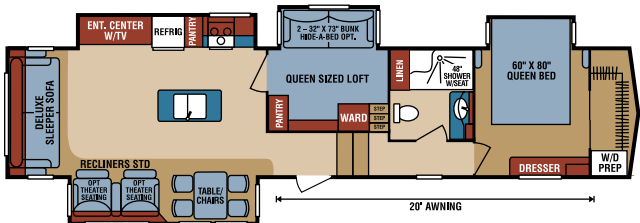
G380FLF



G381REF



G382MBQ



G383MBQ

Fifth Wheels	G355RLT	G359RET	G366FBT	G370RLT	G372BHF	G380FLF	G381REF	G383MBQ
UVW (Unloaded Vehicle Weight)*	10,900	10,640	11,470	11,686	12,804	12,120	12,120	TBD
Dry Hitch Weight*	2,290	2,190	2,240	2,250	2,250	2,250	2,250	TBD
Dry Axle Weight*	8,610	8,450	9,230	9,436	10,554	9,870	9,870	TBD
NCC (Net Carrying Capacity)	2,900	2,960	3,030	2,814	2,191	2,875	2,875	TBD
GVWR	13,800	13,600	14,500	14,500	14,995	14,995	14,995	TBD
Interior Height	76"	76"	76"	76"	76"	76"	76"	TBD
Exterior Height w/ A/C	13'	13'	12' 11"	12' 11"	12' 11"	13'	13'	TBD
Exterior Width	101"	101"	101"	101"	101"	101"	101"	TBD
Exterior Length	35' 6"	35' 10"	39' 6"	39' 6"	40' 5"	40' 6"	41' 2"	TBD
Refrigerator (Cubic Feet)	8	8	8	8	8	8	8	TBD
Water Heater Cap. (Gal. G/E w/DSI)	12	12	12	12	12	12	12	TBD
Fresh Water Cap. (Gal.) Including Water Heater Cap.	67	67	67	67	67	67	67	TBD
Waste Water Cap. (Gal.)	57	57	80	57	80	57	57	TBD
Gray Water Cap. (Gal.)	97	97	91	97	91	57	97	TBD
LP Gas Cap. (Lbs.)	60	60	60	60	60	60	60	TBD
Furnace BTUs (1,000s)	35	35	35	35	35	35	35	TBD
Tire Size	16	16	16	16	16	16	16	TBD
Awning	16'	17'	18'	18'	17'	18'	17'	TBD

*This weight reflects the rolling average unit weight for each model. Your trailer weight will vary according to optional equipment.

CONSTRUCTION FEATURES

- 101" Wide Body Construction
- 6-Sided 100% Aluminum Frame
- Extra-Reinforced Heavy-Duty Front Fiberglass Cap
- Radius Front Cap (for maximum turning radius on short bed trucks)
- 2" x 3" Welded Aluminum Fore & Aft Floor Joists
- 2" x 2" Welded Aluminum Sidewall Framing
- 5" Welded Aluminum Roof Trusses
- Lippert® Hydraulic Slide System w/ Selector Valves
- Steel Powder Coated I-Beam w/Drop-Frame Pass-Thru Storage (160 CU FT)
- Lamilux® High-Gloss Ivory-Colored Fiberglass
- All Weather Insulation PKG (roof, floor, ceiling, endcaps & tanks to R-38)
- R-11 2" Sidewalls (w/EGS metal backing strips to hold all int. cabinets)
- One-Piece ABS Slideroom Bottoms; Slideroom Floors Insulated to R-24
- Walk-On Superflex® TPO Roof Membrane
- 45 Degree Aluminum Roof Edge & Fully-Vented Attic System
- Additional Outside Frame-to-Wall Floor Insulation
- 3/8" Roof Decking
- 5/8" Tongue & Groove, Screwed & Glued Plywood Floor Decking
- Full Drop-Frame Aluminum Skirt on Doorside
- Pex® In-Floor Heated Waterlines & Kitchen Gray Pipes (all waterlines & drainlines are located above all insulation)
- Fully Heated & Enclosed Underbelly
- Double Insulated & Heated Holding Tanks (R-38 above & below tanks)

EXTERIOR FEATURES

- 7,000 LB Dexter® Axles w/Auto Adjusting Brakes & Height Adjusting Hangers
- 8-Lug Heavy-Duty Aluminum Rims w/16" E-Range Radial Tires
- EZ Flex® Rubberized Suspension
- 4-Step Entry Step w/LED Light
- Roto-Flex® Hitch Pin
- 100% Exterior LED Running Lights & Taillights

- Carefree® Electric Awning w/LED Awning Lightbar (& illuminated reminder switch)
- Touch Remote for Slides, Awnings, Exterior Lighting & Leveling
- Propane Bottles on same Side of Coach for Easy Access
- Sealed Battery Storage Compartment on Side of Coach (no battery boxes required)
- Dual Front Baggage Doors
- Side Slam Baggage Doors w/Gas Shock Lifts & Dual Locks
- 50 AMP Service w/Marine Power Cord
- Painted Front Cap w/LED Accent Lights
- Frameless Windows Throughout
- 15,000 BTU Ducted Roof AC w/ Pre-Wire for Optional Ducted 13,500 BTU Bedroom AC
- 3" x 14" In-Floor Straight Line Heating System w/35,000 BTU Furnace
- 12 GAL Gas/Electric Hot Water Heater
- Dual-Function LED Entry Door Bug & Floodlight
- LED Docking Light & Sewer Hookup Light
- Swing-Away Assist Grab Handle
- Underneath Spare Tire w/Hoist & Roof Ladder
- Deluxe Heated Water Convenience Center (incl. black tank flush, power fresh tank water fill, winterizing system, outside shower & dry camping water siphon system)
- Fully-Finished, Heated & Sealed Basement Storage Compartment
- Camp Table & Patio Chairs Storage Compartment
- Heated & Enclosed Dump Valves
- Battery Disconnect
- Outside Speakers & Pre-Wire for Exterior TV
- Satellite Pre-Wire (roof & ground)

EXTERIOR OPTIONS

- 6-Point Hydraulic Auto Leveling System
- 2nd Lighted Power Awning on Door Side Slideroom (N/A 355, 372, 380)
- Slideout Awning PKG (N/A if 2nd awning is optioned)
- Tailgate Storage System w/Bike Rack
- Dual-Pane Frameless Windows

- Generator Prep & OPT Onan® 5500 LP Generator
- 13,500 BTU Low-Profile Ducted Bedroom AC

LIVING ROOM/KITCHEN FEATURES

- Solid Surface Countertops w/Sink Covers w/Large Handholds
- Large Residential 60/40 Stainless Steel Sink*
- Pullout Sprayer Faucet
- Residential Size Pullout Trashcan in Kitchen
- Pullout Spice Rack (most models)
- Dual Pullout Pots & Pans Drawers under Refrigerator & Stove
- Built-In Silverware Drawer
- Storage Shelf under Kitchen Sink
- Adjustable Pantry Shelves (where applicable)
- All Kitchen OH Cabinets have Shelf & Extra-Tall Slide Lips
- Heavy-Duty 100 LB Drawer Glides on Every Drawer
- Baltic Birch Drawer Boxes
- LED-Lighted Kitchen Cabinet Toe Kicks
- Flush-Mounted Glass Folding Stove Cover
- U.S. Made Large Dining Table w/ Removable Leaf & 2 Heavy-Duty Storage Seat Chairs & 2 Folding Chairs
- Kitchen Window (most models)
- Hidden Cabinet Door Hinges
- 5" Stainless Steel Cabinet Hardware
- Nightshades Throughout
- 3/8" Re-Bond Carpet Pad w/22 OZ Residential Carpet
- 30" Microwave above Range
- XL Light & Ceiling Fan Switches
- Faux Vinyl Soft Touch Ceiling
- Maxxair® Kitchen Fan w/Remote Controls
- Maxxair® Fan in Second Bath (366 & 372)
- XL Ceiling Crown Molding
- All LED Ceiling & Cabinet Lights w/Multiple On/Off Switches
- 39" – 50" HD LED TV on Swing Arm w/built-in storage behind TV (most models)
- 12V Entertainment System (DVD/ Radio) w/Bluetooth, 3 Speaker Zones
- Dual Residential Swivel Rocker Recliners

- Deluxe Hide-a-Bed Sofa in Living Room w/Throw Pillows

LIVING ROOM/KITCHEN OPTIONS

- Theater Seat IPO Dual Recliners
- Booth Dinette IPO Free-Standing Table & 4 Chairs (N/A 381)
- 18 CU FT 120V Residential Refrigerator w/1000W Inverter or 18 CU FT 4-Door RV Refrigerator (12 CU FT for 372)
- Maxxair® Bath & Bedroom Fan w/Remote Controls
- Central Vacuum System
- Fireplace w/Remote

BATHROOM/BEDROOM FEATURES

- 48" One-Piece Fiberglass Shower Stall w/Built-In Seat & Glass Doors
- Shower Skylight
- XL Solid Surface Bath Vanity w/Stainless Steel Sink
- Porcelain Foot-Flush Toilet
- All LED Lights in Bed & Bath w/Multiple Switches
- Heavy-Duty 100 LB Drawer Glides on all Drawers
- Extra-Wide Bed & Bath Hallway (most models)
- Pocket Door from Hall to Bath (most models)
- Bath Towel Bar & Towel Loop (where applicable)
- Power Vent Fans w/Power Switch in all Baths
- XL Bath Linen Closet
- XL Deep Bedroom Walk-In Closet
- Dual Washer & Dryer Prep
- XL Under-Bed Storage
- Luxurious Bedspread & Pillow Shams
- 32" HD Flat Panel Bedroom TV & Bedroom Speakers
- 72" x 80" King-Size Cotton Cloud® Memory Foam Mattress w/Gel Top (N/A 355, 359, 382)

BATHROOM/BEDROOM OPTIONS

- 60" x 80" Queen-Size Cotton Cloud® Memory Foam Mattress w/Gel Top (std. 355, 359, 382)

*As of 11/2015 Production

Bonus FEATURES

2-Year limited warranty (see flyer)

K-Z RV has won the coveted DSI award 15 years

K-Z's 43 years of building experience, coupled with its stable and dedicated Amish workforce and commitment to superb quality and low overhead, allow us to produce the best value luxury fifth wheels available

**Due to continual research and advances, manufacturer reserves the right to change specifications, design, price and equipment without notice, and assumes no responsibility for any error in this literature. Some items shown are not included as standard or optional equipment.*

Alabaster Décor

Cappuccino Décor

Driftwood Décor



BEAUTY that's more than SKIN DEEP



Outside, Durango maintains its striking good looks with a Lamilux® high-gloss colored gelcoat fiberglass front cap and smooth fiberglass sidewalls. Underneath that outer skin, you'll find 6-sided 100% aluminum-framed construction, an all-weather insulation package, a fully-enclosed and heated underbelly and water system, and a monster-sized, fully-finished, heated and sealed pass-through storage compartment. Down below, we offer top-of-the-line Dexter® axles with auto-adjusting brakes and Equa-Flex® rubberized suspension.

All in all, we believe that any model you choose from of the Durango Gold line of quality full-time luxury fifth wheels is sure to offer the perfect getaway home. Visit your local dealer and see for yourself.



985 N 900 W
Shipshewana, IN 46565
E-mail kz@kz-rv.com
www.kz-rv.com

Dealer:

